



# Welcome!

## First time using Webex?


Participants are currently in listen-only mode.

You can seek technical assistance and communicate with other attendees or the host in the **Chat Box**.

You can also ask questions about the material presented in the **Chat Box**. We have reserved time before the end of the webinar for the speaker to answer questions. If we are unable to answer them all, we will share a **Q&A** document after the webinar.

Today's webinar will be **recorded and shared publicly**. Please keep this in mind when sharing information and experiences.


A recording of the webinar and slides will be provided after the webinar.



# Emergency Preparedness for Individuals with Access and Functional Needs




***The Arc***<sup>®</sup>  
*of the Central Mountains*

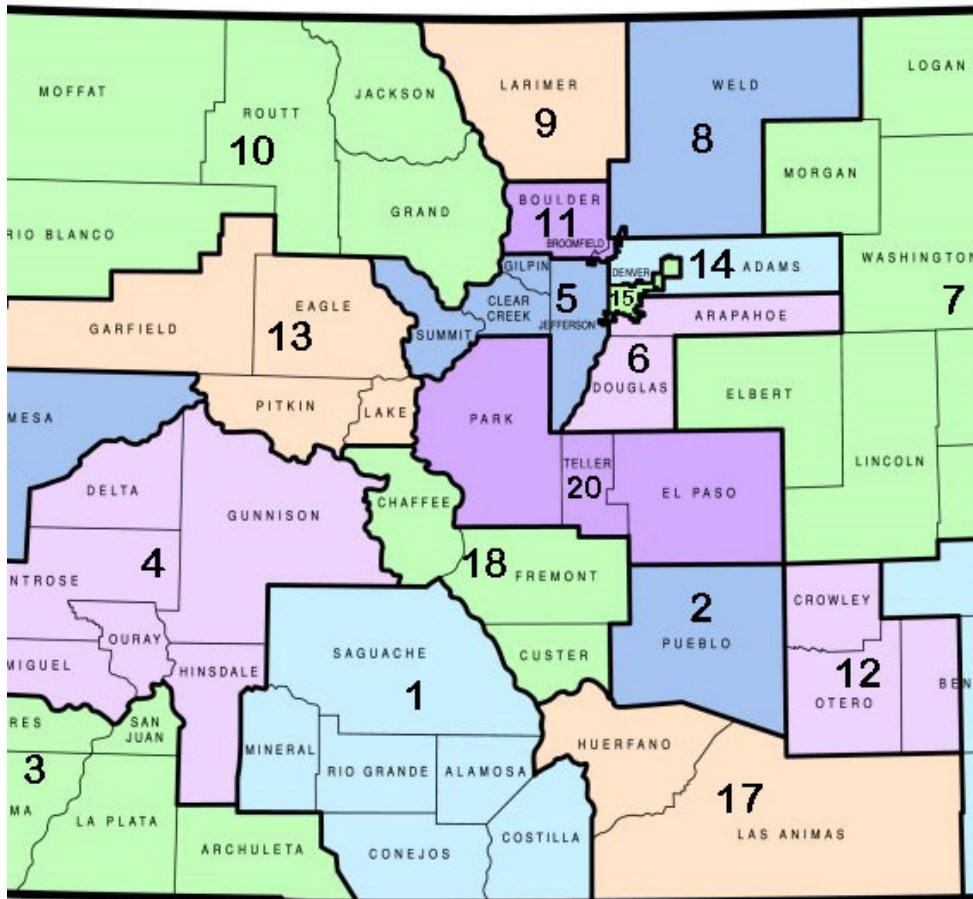


Jill Pidcock  
Executive Director  
Arc of the Central  
Mountains



# Objectives

- Build upon existing relationships to create collaboration with project & plan implementation
  - Design and implement Emergency Preparedness Outreach & Education
  - Create an Emergency Evacuation Plan and “Go Kit”
  - Lessons learned in a world of COVID-19
- 



## Demographics for the Arc of the Central Mountains

- 4 – Counties, Human Service Agencies, Emergency Managers, several Fire Departments (Region 13)
- Relationships with each County’s Human Service Department
- Relationships with other Non-profits in area
- Relationships with Case Management and Direct Service Providers
- Relationships with 6 School Districts
- Relationships with Latino Leadership Groups



# Collaboration

- Within Counties
    - Office of Emergency Management (Pitkin County worked on a workbook in Spanish & English)
    - County Human Service Commissions
    - School Districts
    - Create Presentation – accessible format
    - Take it on the road
-



# Plan, Plan, Plan...

- The key to any emergency preparedness is to pre-plan as much as possible. Up until COVID – 19, we had a pretty good idea of how to best accomplish this by creating “systems of support” then we got thrown a curve ball; “Stay at Home” orders and “Social Distancing!” As we begin to reflect on lessons learned, we have added more to our pre-planning to include more self-sufficiency.
  - Who do you pre-plan with?
    - Family & neighbors
    - Direct Care Providers & Case Management
    - City and County Municipalities
    - Center for Independent Living
    - Arc Chapters
-

# Network of Support and Checklists

## Make Lists:

- Emergency Contacts
- Financial Institutions - Bank, Accountant, Case Manager, Service Providers
- Medical Supplies & Equipment
- Medications
  - List of all medications - prescription or over the counter
  - Directions on dosage

**EMERGENCY INFORMATION LIST**

Please complete this form and make copies to keep in each one of your emergency kits. Distribute copies to emergency contact personnel.

NAME \_\_\_\_\_  
 ADDRESS \_\_\_\_\_  
 PHONE NUMBER \_\_\_\_\_  
 MEDICAL HISTORY NUMBER \_\_\_\_\_  
 LIFE-LINE CONTACT NUMBER \_\_\_\_\_  
 FINANCIAL SUPPORT CONTACT NUMBER \_\_\_\_\_  
 OFFICE CONTACT NUMBER \_\_\_\_\_  
 HOME CONTACT NUMBER \_\_\_\_\_

EMERGENCY PREPAREDNESS WORKBOOK

**CHECKLIST FOR EMERGENCY & DISASTER PREPARATION**

DATE COMPLETED: \_\_\_\_\_

Fill out the Medical Information List (page 6)

Fill out a Disability Specific Checklist

Attach copies of your health insurance cards and related information to your Medical Information List

Keep at least a seven-day supply of essential medications with you at all times. Label and put your health to keep in your emergency kit and make sure it's easy to locate to be sure your medications are not expired.

Make extra copies of prescriptions with you at all times.

Do not stop your doctor's prescribed drug until you consult with your doctor. Do not have enough medicine after a disaster. Also, do not stop the drug if you are hospitalized and the dosage temporarily is needed. Determine how often you should return to your institution.

Identify places to go during an:
 

- Fire
- Flood
- Tornado

Place at least one smoke detector on each level of your home outside sleeping areas.

Test the operation of smoke, carbon monoxide, and fire extinguishers. Record location with how to operate them.

**MEDICAL INFORMATION & SUPPLY LIST**

Please complete this form and make copies to keep in each one of your emergency kits. Distribute copies to emergency contact personnel.

PRIMARY PHYSICIAN \_\_\_\_\_  
 PHYSICIAN TELEPHONE NUMBER \_\_\_\_\_  
 PHYSICIAN ADDRESS \_\_\_\_\_

HOSPITAL AFFILIATION \_\_\_\_\_  
 HEALTH INSURANCE AND POLICY NUMBER \_\_\_\_\_  
 BLOOD TYPE \_\_\_\_\_  
 ALLERGIES AND SENSITIVITIES \_\_\_\_\_

MEDICATIONS AND DOSAGES TAKEN \_\_\_\_\_

SPECIFIC MEDICAL CONDITIONS \_\_\_\_\_  
 PHYSICAL LIMITATIONS \_\_\_\_\_  
 ADAPTIVE EQUIPMENT AND VENDOR NAMES \_\_\_\_\_  
 COMMUNICATION DIFFICULTIES \_\_\_\_\_

10








# Other Agencies

It is so important to get involved with other agencies and organizations who have already created systems which work. It is our job to educate those agencies about persons with Intellectual and Developmental Disabilities. Not all persons with I/DD have access and functional needs; but when they do, we are the experts in the field. Be at the table!

Who are some of the agencies in your area?

- Fire Departments
  - School Districts
  - Red Cross
  - Public Health
  - Health & Human Services
  - Center for Independent Living
  - Arc Chapters
-



# Emergency Support Functions (ESF)

15 Emergency Support Functions


ESF 6 includes

Mass Care, Emergency  
Assistance, Temporary Housing

ESF 8 includes


Public Health and Medical Services  
Red Cross

Voluntary Organizations Active in Disaster  
(VOAD)






# Evolution of Emergency Response

- Joint Budget Committee passed a resolution to create a department of Access and Functional Needs within the Colorado Division of Homeland Security and Emergency Management
  - Arc Central Mountains has participated in Community Inclusion Engagement Forum as a Community Partner both locally and at the state level
- 




# Evolution of Emergency Response

- Arc Central Mountains participated in the Regional Emergency Management and Functional Needs Conference in November
  - The office of Access and Functional Needs has solicited the Arc of the Central Mountains to engage in ongoing coordination to ensure the continuation of inclusion on all emergency planning
  - COVID 19 – Ongoing collaboration with State level ESF 6 & ESF 8
- 




# Evolution of Emergency Response

- COVID 19 – This has been an unprecedented time for all of us. Our preparation for emergency response has expanded. Once we had to “shelter in place” the priorities shifted.
  - Food Insecurities
  - Personal Protective Equipment
  - Health – physical and mental
  - Economic decline
  - Distance Learning – related services
- 

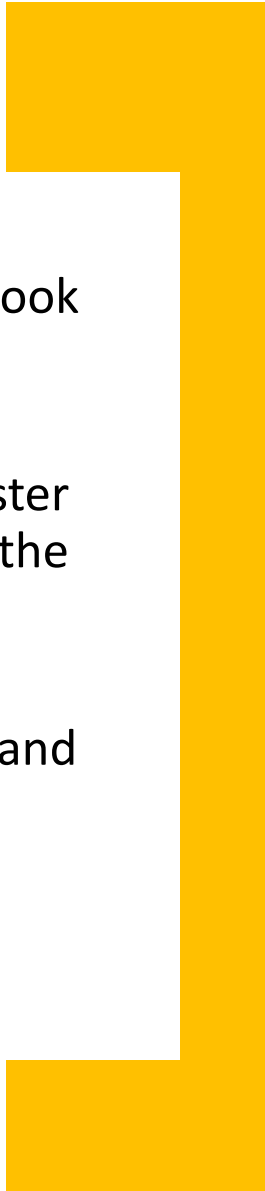


# Thanks to...

- Pitkin, Garfield & Eagle County Human Service - Senior Services
  - Pitkin, Garfield & Eagle County Emergency Management
  - Aspen Fire Department, Carbondale Fire Rescue, Glenwood Spring
  - Colorado Department of Homeland Security and the Office of Access and Functional Needs
  - “How to Prepare for Everything”  
author Aaron Titus
- 



# Electronic Handouts:

- Emergency Preparedness Workbook – English and Spanish
  - Checklists for Emergency & Disaster Preparation can be found inside the workbooks
  - Emergency Resources in English and Spanish
- 

Jill Pidcock  
Jill@arccentralmountains.org

